

St. Theresa Catholic Community - Financial Report

2016  
Annual  
Report

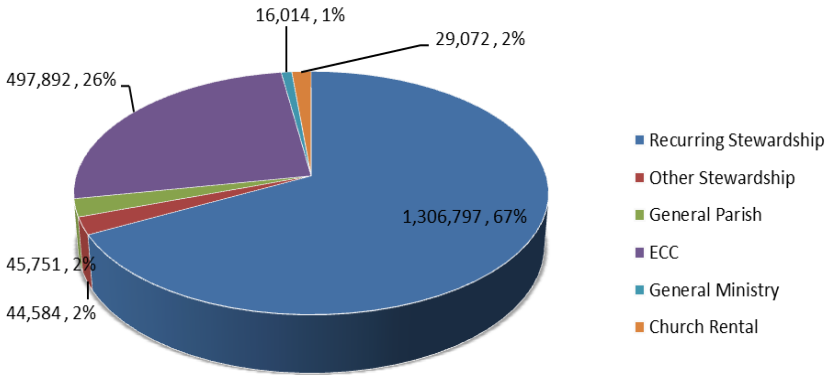
St. Theresa Catholic Community's operating revenues and expenses for the Fiscal Year 2015-2016 (July 2015-June 2016) and Fiscal Year 2016-2017 budget are as follows:

	FY 2016-2017 Budget	FY 2015-2016 Actual	FY 2015-2016 Budget	FY 2014-2015 Actual
<b>Operating Revenues</b>				
<b>Church</b>				
Stewardship .....	1,396,325	1,351,381	1,355,430	1,275,328
Other Income .....	91,300	90,838	95,500	80,838
ECC .....	552,007	497,892	468,266	308,816
<b>Total Church Operating Revenue.....</b>	<b>2,039,632</b>	<b>1,940,111</b>	<b>1,919,196</b>	<b>1,664,982</b>
<b>School</b>				
Tuition and Fees.....	2,533,651	2,440,957	2,375,274	2,262,796
Other Income .....	485,576	390,323	493,700	456,550
<b>Total School Operating Revenue.....</b>	<b>3,019,227</b>	<b>2,831,281</b>	<b>2,868,974</b>	<b>2,719,346</b>
<b>Total Parish Operating Revenues .....</b>	<b>5,058,859</b>	<b>4,771,392</b>	<b>4,788,170</b>	<b>4,384,328</b>
<b>Operating Expenses</b>				
Church .....	1,450,322	1,551,065 *	1,450,930	1,259,591
School .....	3,019,227	2,863,388	2,868,974	2,618,249
ECC .....	589,310	517,328	468,266	295,115
<b>Total Parish Operating Expenses .....</b>	<b>5,058,859</b>	<b>4,931,781</b>	<b>4,788,170</b>	<b>4,172,955</b>
<b>Total Parish Net Operating Income/(Loss) ..</b>	<b>0</b>	<b>(160,389)</b>	<b>-</b>	<b>211,373</b>
Church Special Items, net.....		126,839	-	86,632
<b>Parish Net Income .....</b>	<b>0</b>	<b>(33,550)</b>	<b>-</b>	<b>298,005</b>
<b>School Capital Investments and Allocations**</b>				
Reserve for enhancing school instruction and programming .....			-	50,000
Contribution to reserve accounts and unrestricted cash .....			-	41,097
Contribution to tuition assistance.....			-	10,000
<b>Parish Unrestricted Net Income</b>	<b>\$ 0</b>	<b>\$ (33,550)</b>	<b>\$ -</b>	<b>\$ 196,908</b>

\* Includes non-recurring expenses of \$97,212 for the remodeling of the Pastoral Center and \$100,260 for the remainder of cathedralic taxes due for Capital Campaign Phase I

\*\* Capital Spending includes large scale capital costs to maintain the physical facilities and enhance the learning environment (e.g., facilities repairs, technology investments and instructional enhancements, etc.)

## Church Operating Revenues FY15-16



Recurring Stewardship represents recurring weekly & monthly church offerings.

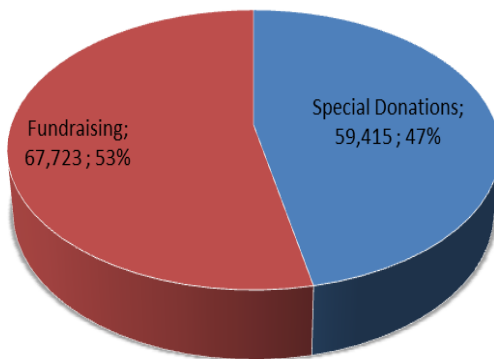
Other Stewardship includes donations for holy days and flowers.

General parish includes interest and other misc. income.

General Ministry includes CCE, music and youth ministry contributions.

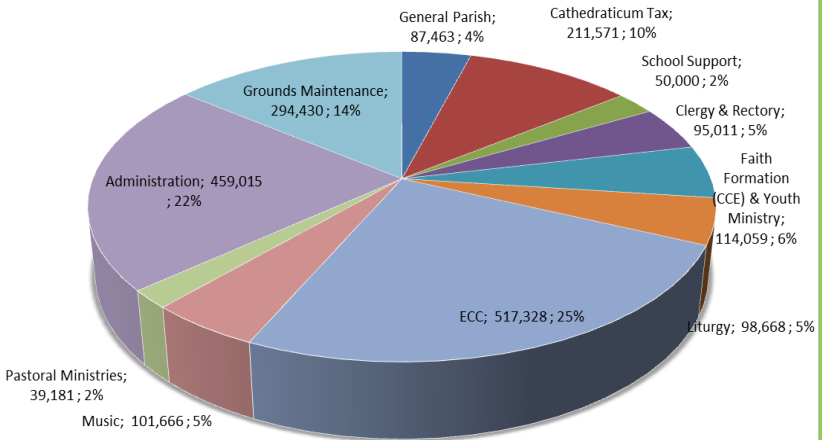
Church Rental is income from weddings and other church and Fellowship Hall rentals.

## Church Special Items FY15-16



Fundraising includes the annual Gala event and auction, sign up parties, raffle & other fundraising efforts. Special Donations include one-time donations and reimbursements from Diocesan Services Fund collections and over our parish goal.

## Church Expenses FY15-16



Administration includes support personnel who are essential to the foundation of our other ministries and administrative items such as weekly bulletins, postage, collection envelopes and credit card fees.

Grounds Maintenance includes maintenance personnel, janitorial work, repairs on heating and A/C equipment, pest control, fire alarm service, trash service and others.

General Parish includes property insurance, utilities and liability insurance.

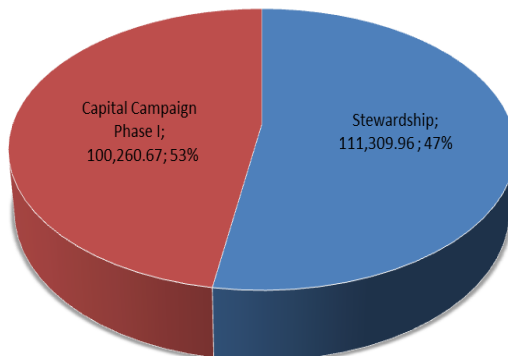
School Support represents direct financial support for the school and its ministries. Clergy and Rectory includes expenditures for the pastor, food, household supplies, and other utilities.

Faith Formation (CCE) & Youth Ministry includes personnel, textbooks, supplies, social activities and events.

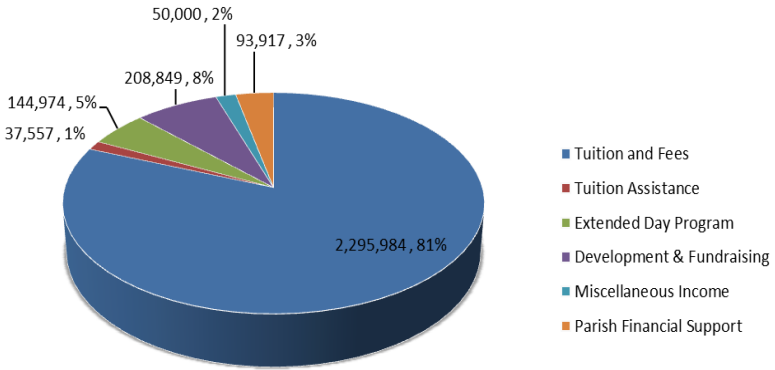
Liturgy includes lay and clergy stipends, supplies, flowers, and other liturgical items.

Music includes personnel, supplies and professional services.

## Church Cathedraticum Tax FY15-16



## School Operating Revenues FY15-16



Tuition and fees represent annual charges for students.

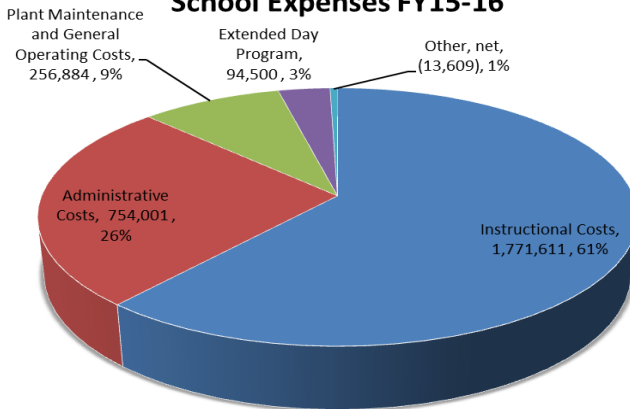
Tuition Assistance represents funds granted to students.

Extended Day Program represents income from before and after school care.

Development and Fundraising includes the annual Gala, Steps for Students, and Fund the Mission.

Parish Financial Support represents the annual intra-parish payment from the church .

## School Expenses FY15-16



Instructional Costs include teacher salaries, textbooks, supplementary materials, classroom supplies, field trips, and special programs.

Administrative Costs include essential support personnel for the school and administrative items such as copier leases, telephone, postage, and office supplies.

Plant Maintenance and General Operating Costs include maintenance personnel, janitorial work, pest control, fire alarm service, trash service and repairs/ maintenance on school and gym buildings.

Extended Day Program includes personnel and supplies for before and after school care .